



2E Wireless Combo MK430 WL/BT Grey



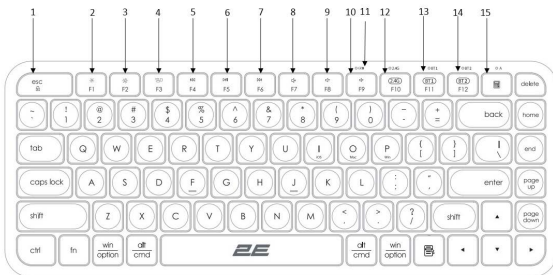
Manual

What in box:



1	Keyboard	4	2.4GHz receiver
2	Mouse	5	Manual
3	Batteries: 2xAAA (for keyboard) and 1xAA (for mouse)		

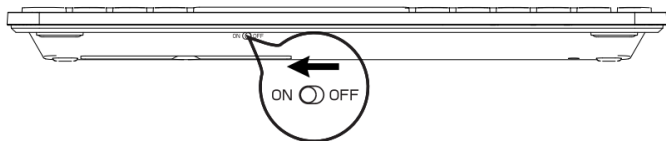
Function overview of the keyboard



1	Change FN in default	6	Play/Pause	11	Battery indicator
2	Screen brightness -	7	Next track	12	2.4G mode button
3	Screen brightness +	8	Mute	13	1 Bluetooth mode
4	Multi screen display	9	Volume-	14	2 Bluetooth mode
5	Back	10	Volume+	15	Calculator

How to switch on the keyboard

1. Insert the batteries into the keyboard after removing the protective film from the batteries.
2. Move the switch from OFF to ON

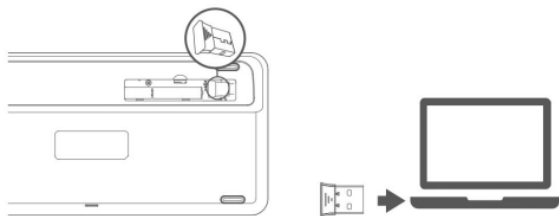


3. The keyboard can be connected to three devices simultaneously - via 2.4G, Bluetooth1 and Bluetooth2 channels.

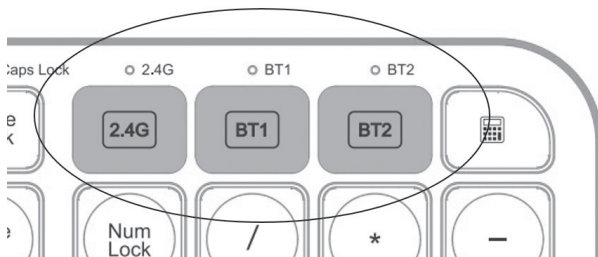
Connection via 2.4 hHz reciver

To connect the keyboard via 2.4GHz wireless receiver, you need to insert it into PC/Laptop.

ATTENTION! The keyboard and mouse work on the same receiver. No additional software is required, the kit is Plug and Play, so it is immediately ready to use.



Connection via Bluetooth 3.0/5.0



Attantion: Make sure the keyboard is powered on before use.

1. Turn on Bluetooth on your device.
2. Select the Bluetooth mode on the keyboard to connect, short press the BT1 or BT2 mode button and wait until the corresponding indicator above the button flashes.
3. Press the button again and hold until the indicator flashes rapidly. The keyboard will go into pairing mode, and on the PC / laptop in the lower right corner you will see that the system will prompt you to connect to a new device.

Attantion: Bluetooth 5.0 is not supported on Windows 7 and older.

Device ID for Bluetooth 3.0 is "BT3.0 KB" and for 5.0 is "BT5.0 KB"

How to switch connection modes:

1. Short press the mode-switch button, the corresponding mode indicator at the top will light up for 3 seconds and then turn off.
2. The transition on the corresponding device is completed. If the mode indicator blinks slowly, it means that the mode is enabled.

How to switch layout iOS/Mac/Win

Press and hold the appropriate combination of buttons for 3 seconds to sweep the layout:



Attention: Windows layout is set by default.

Default keys - F1-F12 or Multimedia Keys

1. Multimedia Keys are set in default on the keyboard.
2. To change the default keys, you need to press the combination:



Attention: multimedia functions are partially unavailable in different versions.

Sleeping mode

1. If the keyboard is not used for 30 minutes, it will automatically enter sleep mode and the indicator will turn off.
2. If you want to use the keyboard again, you need to press any key and the keyboard will wake up after 3 seconds.
3. The indicator will turn on again and the keyboard will start working.

Mouse Features

1. The mouse has a switch for two modes: Bluetooth and 2.4GHz adapter
2. Bluetooth has two modes for connecting devices with different versions of the Bluetooth module. Select "Mouse BT3.0" or "Mouse BT5.0" depending on which module is available on the device.
3. To save battery charge, the mouse has an energy saving function - if the mouse is not used for 30 minutes, it automatically goes into sleep mode. To restore the mouse, it is enough to press any button.

Instructions (first use) Bluetooth connection

1. Insert a dry AA battery into the mouse according to the charge poles indicated on the mouse.
2. You need to hold down the button for changing the connection mode for 3 seconds and the mouse will enter the Bluetooth pairing mode (this will be indicated by the rapid flashing of the connection indicator).
3. Turn on Bluetooth on your device, choose "Mouse BT3.0" or "Mouse BT5.0". After that, the mouse will be connected to the device.

Connection via 2.4 GHz adapter

1. If you need to connect the mouse through the 2.4 GHz adapter, short press the connection switch to change the mode to 2.4 GHz and the indicator will flash slowly. It is enough to insert it into a PC/laptop and thanks to the Plug and Play function, the mouse is immediately ready for use.

Specification

- 3-mode connection: 2.4G/Bluetooth 3.0/Bluetooth 5.0
- Working distance: 2.4G ~ 15m / Bluetooth ~ 10m
- Keyboard life: 5 million keystrokes
- Power supply: for the keyboard - 2 x AAA, for the mouse - 1 x AAA
- Keyboard size: 311 x 122 x 22 mm
- Mouse dimensions: 104 x 65 x 39 mm
- Keyboard weight - 369 g
- Mouse weight - 57g

Trouble shooting

1. Make sure that the USB wireless receiver of the product is correctly plugged into the USB port of the computer.
2. Make sure the computer meets the minimum system requirement.
3. If the distance between the product and the receiver exceeds an effective range, please reduce the distance for better performance.

Attention!

1. Please use dry and soft cloth to clean the product.
2. Do not disassemble the product by force.
3. Do not get in the rain or in the sun or fire.
4. Do not flush directly with water.